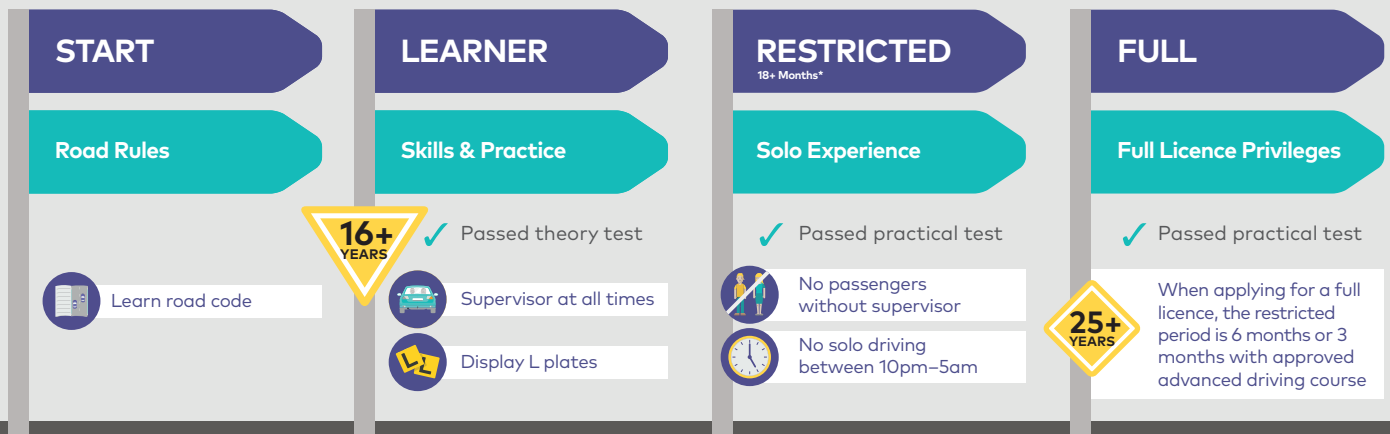


## The roadmap to your car licence



## Booking your full licence test

**MUST BE**

**RESTRICTED 18 MTHS+**  
If under 25 years, held for at least 18 months

**OR**

**RESTRICTED 12 MTHS+**  
If under 25 years, held for at least 12 months with advanced driving course

**Cost:**

Application fee	\$49.60
Test fee	\$59.90
<b>Total cost</b>	<b>\$109.50</b>

**BOOK**

- Online at [nzta.govt.nz](http://nzta.govt.nz)
- Phone 0800 822 422
- Testing Agent

**TIPS**

- Can take a support person\*
- Can take a translator
- Ask testing officer to repeat any instructions
- Can complain if treated unfairly\*

\*See [www.nzta.govt.nz](http://www.nzta.govt.nz) for details

## What happens during the test? (20 minutes)

- Traffic lights
- Changing lanes
- Driving straight
- Merging lanes
- Turning left and right at intersections (including roads with 4 lanes)
- Roundabouts
- Verbal hazard and response tasks

## Critical errors

A critical error is a serious driving error that doesn't result in immediate danger to any road user or property. If you make more than one critical error over the whole test, you fail the test.

- **Too slow** 10km/h under limit, or too slow to act.
- **Mounting a kerb** one wheel mounts the kerb when parking or 3 point turn.
- **Too fast** 5–10 km/h over the speed limit for less than 5 seconds.
- **Stalling the vehicle.**
- **Failing to look** at intersection, railway crossing or fail to do mirror and head check when necessary.
- **Blocking a pedestrian crossing.**
- **Failing to signal.**
- **Other illegal action** e.g. cutting corners, following too close.

## Immediate fail errors

An immediate fail error is any driving which results in another road user having to take evasive action or an immediate danger to any road user or property. These result in immediate failure of the test.

- **Requires Testing Officer intervention.**
- **Excessive speed** over the speed limit by 5km/h for 5 seconds or more or 10km/h.
- **Failing to carry out an instruction.**
- **Stopping at dangerous position** on a railway crossing, pedestrian crossing, blocking an intersection or obstructing traffic.
- **Collision** with kerb or object.
- **Failing to stop** at stop sign or lights.
- **Failing to give way.**
- **Other dangerous action.**

## Hazards

During the test you will be asked to:



Identify hazards by saying aloud.

A hazard is anything moving or that could move e.g. vehicle, person, cyclist. A hazard can be in front, behind, or to the side of you.



Say how you will react to them.


E.g. You see a girl wanting to cross the road – "Pedestrian on left. I will slow down and be prepared to stop."

## Before the test day – Vehicle checklist

The Testing Officer will do a safety check of your car. You must check all this off before you go for your test, even if you're borrowing someone else's car. Some people fail their licence test without even getting out on the road because their car isn't fit to go.




Current WOF




RUC (if diesel car)



Current rego



Check tyres have sufficient tread (no space saver tyres are fitted)



Make sure passenger seat is clean




Enough fuel for a 20 minute drive



Check indicator/brake lights (including high stop lights) are all working


## On test day – checklist



Take restricted licence



Arrive early at least 10–15 mins before



Take glasses if you wear them



Report and wait inside the testing agent (not in your car)

## When you get your full licence



Take your licence with you whenever you are driving



Zero alcohol limit for under 20s

DRIVE

New Zealand Government

Pass your test with ...

[drive.govt.nz](https://drive.govt.nz)