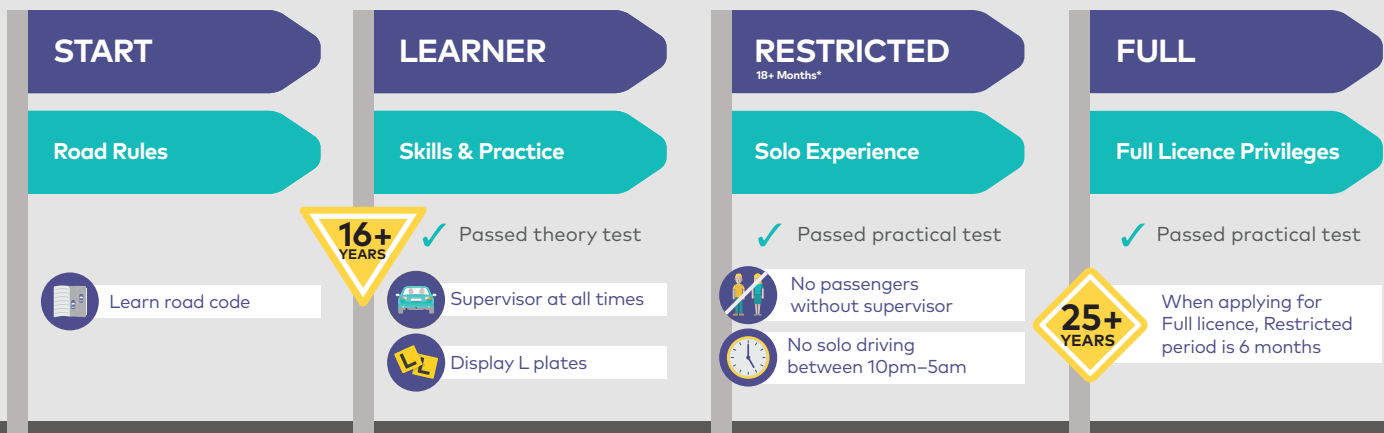


Getting a Restricted Licence

DRIVE

The roadmap to your car licence



Booking your restricted licence test

MUST BE

OVER 16½ YEARS OR LEARNER
Held for at least 6 months

Cost:

Application fee	\$48.20
Test fee	\$86.60
Total cost	\$134.80

BOOK

- Online at nzta.govt.nz
- Phone 0800 822 422
- Testing Agent

TIPS

- Can take a support person*
- Can take a translator
- Ask testing officer to repeat any instructions
- Can complain if treated unfairly*

What happens during the test?

*See www.nzta.govt.nz for details

Stage 1 (first 10 minutes)

- Turning left and right at intersections
- Changing lanes
- Parallel park or three point turn
- Traffic lights

Stage 2 (next 35 minutes)

- Changing lanes
- Turning left and right at intersections (including roads with 4 lanes)
- Roundabouts
- Driving straight
- Merging lanes
- Traffic lights

Critical errors

A critical error is a serious driving error that doesn't result in immediate danger to any road user or property. If you make more than one critical error in stage 1 (first 10 mins) of the test, you fail the test. If you make **more than two critical errors** over the whole test, you also fail.

- **Too slow** 10k under limit, or too slow to act.
- **Mounting a kerb** one wheel mounts the kerb when parking or 3 point turn.
- **Too fast** 5–10 km/h over the speed limit for less than 5 seconds.
- **Stalling the vehicle.**
- **Failing to look** at intersection, or fail to do mirror and head check.
- **Incomplete stop at a Stop sign.**
- **Failing to signal.**
- **Blocking a pedestrian crossing.**
- **Other illegal action.**

Immediate fail errors

An immediate fail error is any driving which results in another road user having to take evasive action or an immediate danger to any road user or property. These result in immediate failure of the test.





- **Requires Testing Officer intervention.**
- **Excessive speed** over the speed limit by 5km/h for 5 seconds or more or 10km/h.
- **Failing to carry out an instruction.**
- **Stopping at dangerous position** on a railway crossing or blocking an intersection.
- **Collision** with kerb or object.
- **Failing to stop** at stop sign or lights.
- **Failing to give way.**
- **Other dangerous action.**

Before the test day – Vehicle checklist

The Testing Officer will do a safety check of your car. You must check all this off before you go for your test, even if you're borrowing someone else's car. Some people fail their licence test without even getting out on the road because their car isn't fit to go.

- | | | |
|---|--|--|
| <input type="checkbox"/>  L plates | <input type="checkbox"/>  RUC (if diesel car) | <input type="checkbox"/>  Make sure passenger seat is clean |
| <input type="checkbox"/>  Current WOF | <input type="checkbox"/>  Know where demister, wipers and horn are | <input type="checkbox"/>  Enough fuel for a 45 minute drive |
| <input type="checkbox"/>  Current rego | <input type="checkbox"/>  Check tyres have sufficient tread (no space saver tyres are fitted) | <input type="checkbox"/>  Check indicator/brake lights (including high stop lights) are all working |

On test day – checklist

- | | |
|--|---|
| <input type="checkbox"/>  Take learner licence | <input type="checkbox"/>  Arrive early at least 30 mins before |
| <input type="checkbox"/>  Take glasses if you wear them | <input type="checkbox"/>  Report and wait inside the testing agent (not in your car) |

When you get your restricted licence

- | | |
|--|---|
|  No passengers (unless you are accompanied by a supervisor).
There are some automatic exemptions* (for spouse or children) |  Take your licence with you whenever you are driving |
|  No driving between 10pm & 5am (unless you are accompanied by a supervisor) |  Zero alcohol limit for under 20s |

*Note: you can apply for exemptions in some cases – see www.nzta.govt.nz

DRIVE

New Zealand Government

Pass your test with ...

drive.govt.nz